

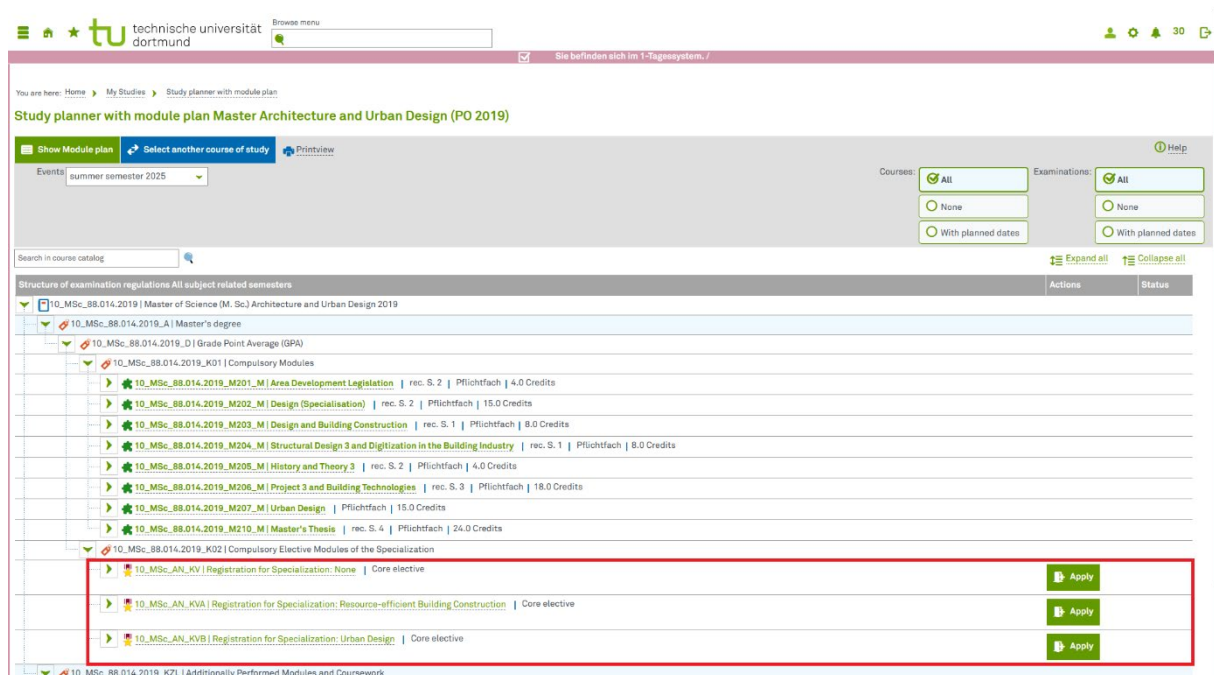
Registering for signal exams in HISInOne (HIO)

HISInOne Release Version: 2024.06

Last updated: 25.07.2025

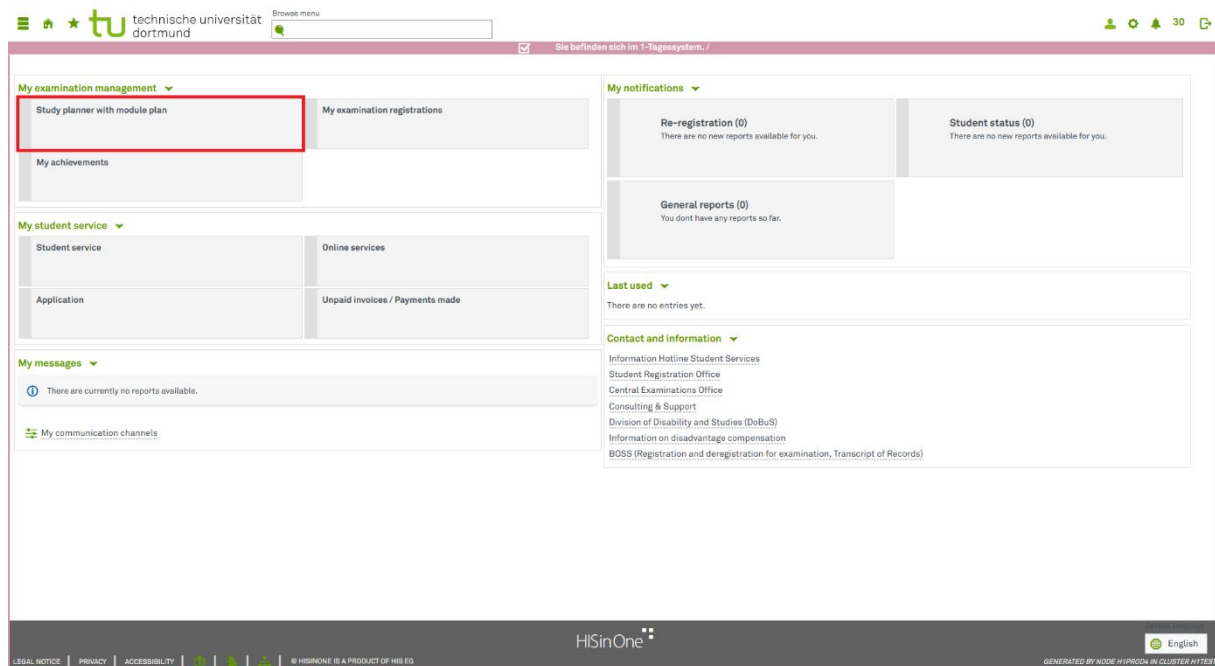
What are signal exams and how do I register for them?

In this guide, you will learn how to select a specialization (or a competence profile, a focus of studies, a profile, etc.) in **HISInOne**, for example in the Master's degree program Architecture and Urban Planning. Selecting a specialization in **HISInOne** is done by registering for a so-called signal exam.

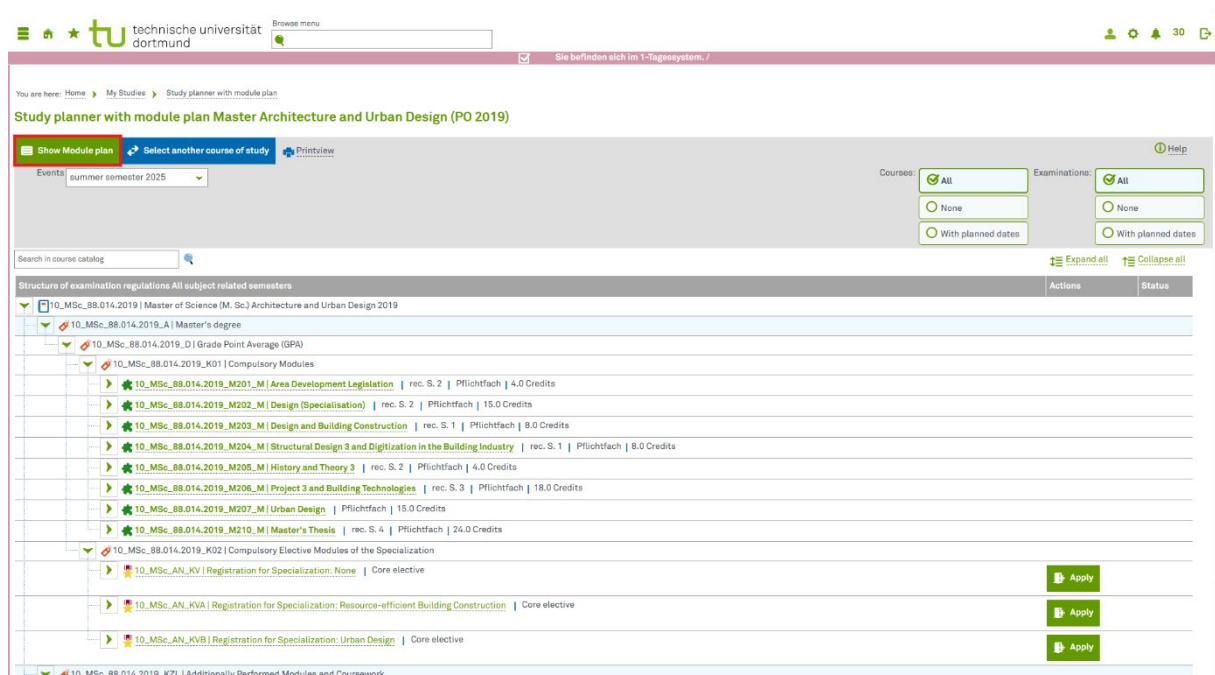


Technically, a signal exam is not an actual exam, even if it is presented as such in **HISInOne**. Signal exams serve to tell **HISInOne** which specialization you are pursuing. After registering for a signal exam, the exams displayed are filtered so that only exams intended for your chosen specialization are shown. Since signal exams are not exams in the true sense of the word, a signal exam can **never** be passed and is **not** shown on official documents. Furthermore, a signal exam is **never** assigned to a module.

To select a specialization, please log in to the Campusportal of TU Dortmund University as usual with your user ID and password. Then select the "Study planner with module plan" under "My examination management." If you are enrolled in several degree programs at TU Dortmund University at the same time, then please select the relevant degree program. If you are only enrolled in one degree program at TU Dortmund University, this step does not apply to you.



You are now in the “Study planner with module plan.” By default, this opens to the “examination regulations” interface, which shows a hierarchy tree of all modules that are part of the curriculum.



By clicking on “Show Module plan,” you can switch to the “module plan” interface, where the same modules are displayed in a tabular view, sorted according to the recommended semester for their completion. When you exit the “Study planner with module plan,” **HISinOne** saves the interface you were last working on and calls it up when you reopen the “Study planner with module plan.”

Please note that only modules and their assigned exams are displayed on the “module plan” interface. Accordingly, signal exams are **not** displayed on this interface, as they are **not** assigned to any module. **It is essential** that you return to the “examination regulations” interface to register for a signal exam. Registration for a signal exam is **only** possible via this interface. To do so, click on “Show examination regulations”.

Then select your desired specialization and complete the registration process.

The screenshot shows the 'Study planner with module plan' for the Master Architecture and Urban Design (PO 2019). The interface includes a search bar, filters for courses and examinations, and a tree view of examination regulations. The 'Urban Design' specialization is selected, and the 'Registration for Specialization: Urban Design' option is highlighted with a red 'Apply' button. Other specializations like 'Resource-efficient Building Construction' are visible but not selected.

Once you have selected a specialization and registered for the corresponding signal exam, the remaining signal exams will be hidden. If necessary, you may need to reopen the “Study Planner with module plan” so that the specializations you have not selected are correctly hidden.

The screenshot shows the 'Study planner with module plan' for the Master Architecture and Urban Design (PO 2019). The 'Registration for Specialization: Resource-efficient Building Construction' option is highlighted with a green 'Sign off/Cancel' button. The interface also shows the status of the registration and the term of the examination.

I would like to change my specialization. What do I need to do?

Please note that you can usually only change your specialization if conditions are provided in the relevant examination regulations and you have not yet taken any exams in the chosen specialization, regardless of whether you passed or failed the exam, or if the withdrawal deadline for an exam assigned to this specialization for which you are registered has not yet passed. If this applies to you,

you can change specialization yourself. To do so, deregister from all exams assigned to this specialization and then go through the deregistration process for the chosen specialization.

All available specializations will then be displayed again on the “examination regulations” interface, and you will have the option of choosing an alternative specialization. To do so, please follow the instructions described above. If necessary, you may also need to reopen the “Study planner with module plan” so that the correct modules or exams are displayed.

What should I do if I have already taken an exam in a specialization and would like to change?

In this case, please contact the responsible person at the Central Examinations Office. You can find contact information at the following link:

<https://www.tu-dortmund.de/en/students/during-your-studies/examination-matters/contact-persons/>